




✧ (1-2)

-
- 2021 + 5-10%
- 18.5-19.4
- 2022

✧ (3-5)

- 2023
-

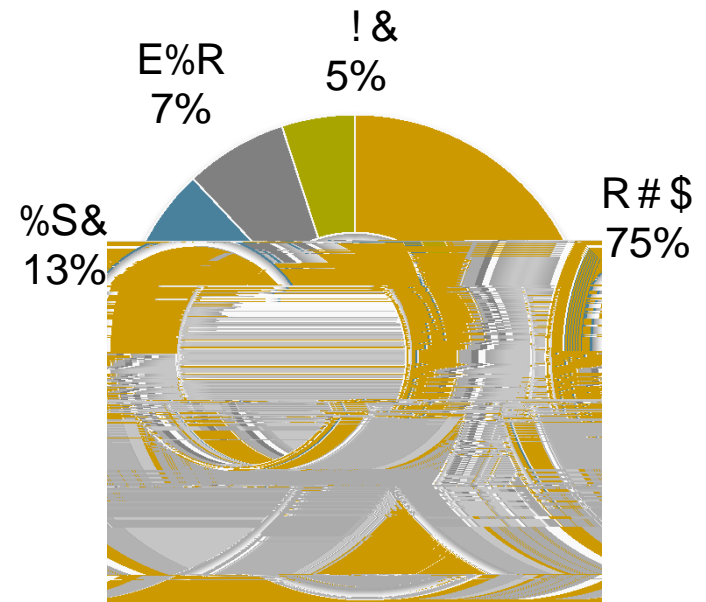
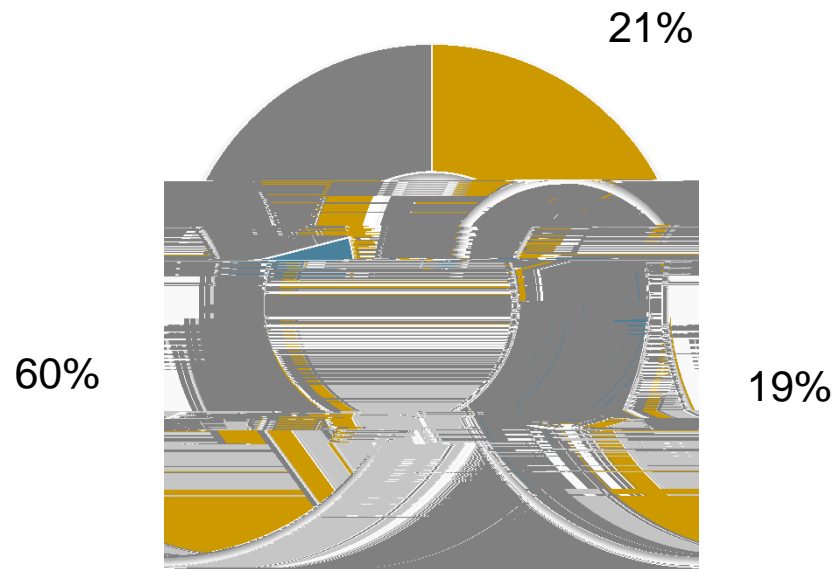






(%)

(%)



110

單位:新台幣千元	1Q 2021	4Q2020	QoQ	1Q2020	YoY
	16,599,842	16,394,386	1.3%	13,269,779	25.1%
	1,935,231	2,682,852	-27.9%	1,384,711	39.8%
	3,540,410	3,516,934	0.7%	2,171,125	63.1%
	1,430,904	1,324,434	8.0%	1,340,458	6.7%
	7,673,787	6,980,605	9.9%	6,603,537	16.2%
	7,677,845	7,630,444	0.6%	5,667,224	35.5%



2.3



✦ 2020 21 G) 17 G) 2021
✦ 2030 30 G) 20 G)
12 G) 12 G) 12 G)

✦ 2005 2030 2050





3C

2019
2020
7%



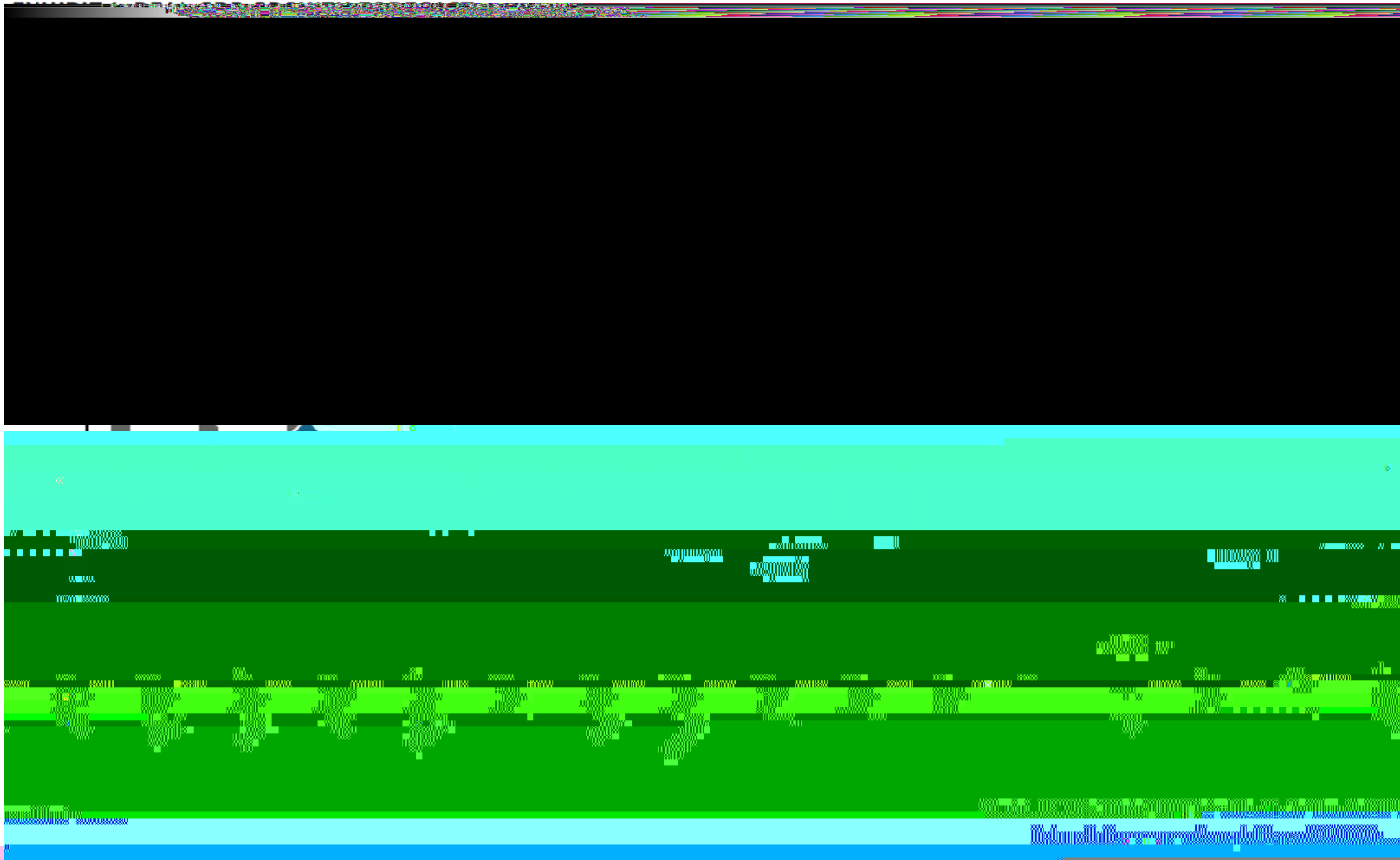


G& (2019



2020

75%





百 新臺幣	2016	2017	2018	2019	2020	2021 Q1	2020 Q1	YoY (%)				
								2017	2018	2019	2020	2021 Q1 vs 2020 Q1
資產	15,052	14,483	14,531	13,521	16,394	16,600	13,270	-3.8	0.3	-7	21.2	25.1
現金	4,241	3,316	3,153	1,451	2,682	1,935	1,042	-21.8	-4.9	-54	84.8	85.7
應收票 及應收 款	2,186	2,026	2,103	2,947	3,517	3,540	2,171	-7.3	3.8	40.1	19.3	63.1
存貨	1,261	1,256	1,368	1,226	1,324	1,431	1,340	-0.4	8.9	-10.4	8	6.8
固定資產	5,701	6,279	5,920	5,735	5,756							



*股東權益報酬率+母公司淨收入/平均普通股本

