



TEKNOLOJİ VE YATIRIM BAKANLIĞI

# Outline

# **Yeong Guan Overview**

---






永冠集團  
YEONGGUAN GROUP




# Sustainable Operations






**TaichungPort, Taiwan**















Unit:NT\$ Thousand



永冠集團  
YONG GUAN GROUP





# 2022 Q2 Balance Sheet

Unit: Thousand NID	2Q2022	1Q2022	QoQ	2Q2021	YoY
<b>Total Assets</b>					
Cash					
NR&AR					
Inventory					
<b>Total Non Current Assets</b>					
<b>Total Liabilities</b>					
Bank Loans					
NP & AP					
<b>Total Equity</b>					
Common Stock					



# Market Trends






# Global wind market trends

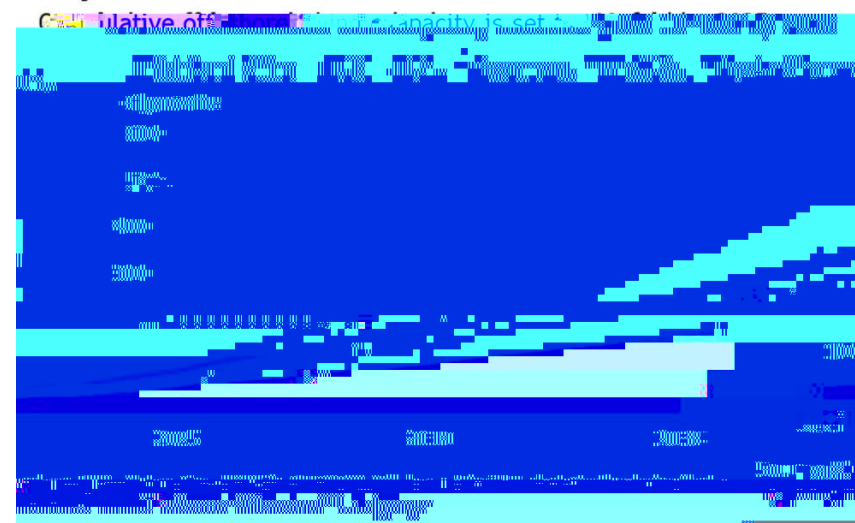
## Storming Ahead

More wind capacity now forecast to be added each year than previously expected



**The global wind energy market demand greatly exceeds expectations and the increase is amazing**

## Explosive Growth





**The North Sea offshore wind farm investment plan is 150GW and the European casting supply**


# EU wind market trends



**The Russian Ukrainian war catalyzed the EU to get rid of its dependence on Russia for energy and accelerated the development of new energy sources**

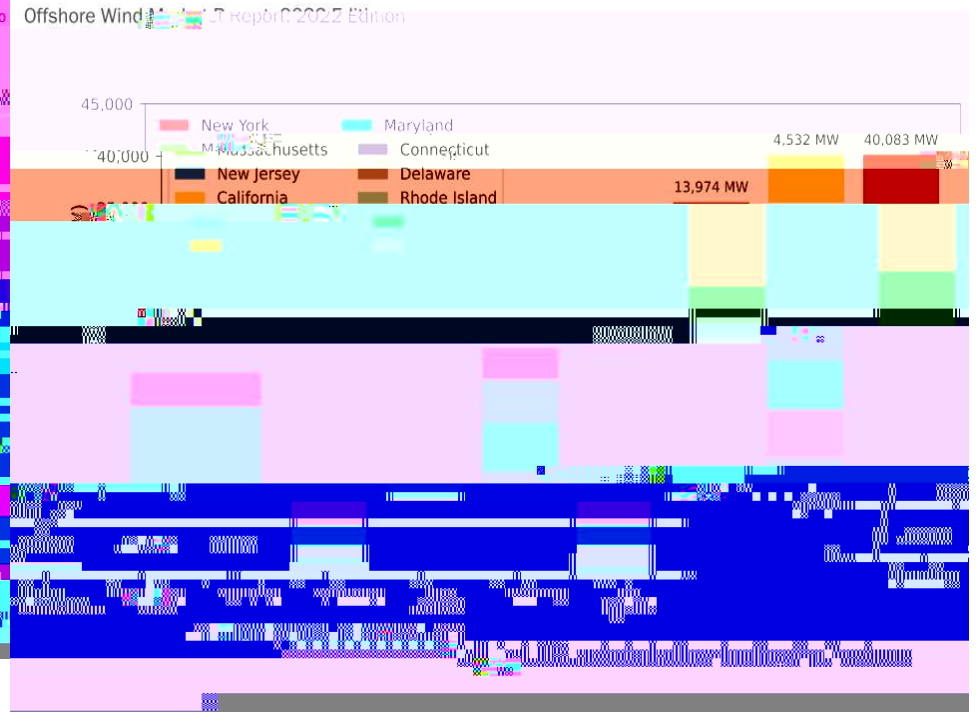
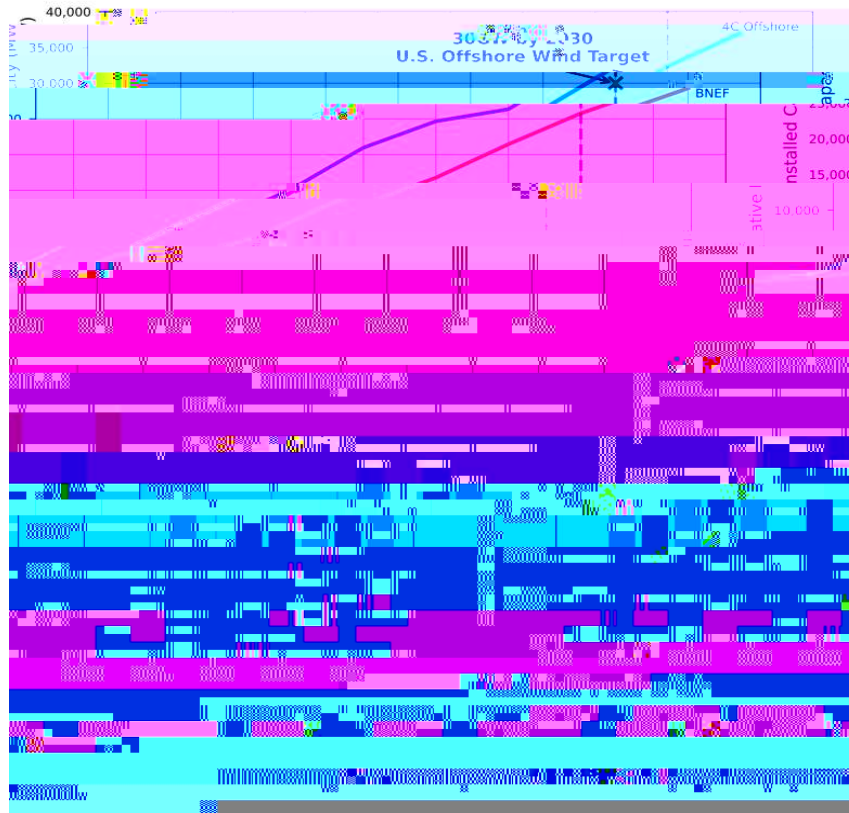
**European demand for large offshore wind castings has to rely on Asian suppliers**

# American wind market trends




# American wind market trends

## Various forecasts of wind energy market growth remains positive





# Taiwan's offshore wind market







# South Korea's offshore wind market



**16.5 GW new addition before 2030 include 12 GW offshore**

**Until 2021, Korea currently has 87 offshore wind farm projects under construction or approved, and five have generated electricity**

**Become top 5 in the world for Offshore Wind Power by 2030**



# Electric Vehicle Market



source: PostMyHub



Source: tvgeekdaily.com



Source: Tooling | AP&T (aptgroup.com)

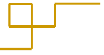


Source:  
<https://www.rateskapp.com/news/791/newcybetuckphotos-and-gga-press-shown-of-hyida>

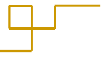


# Development Strategy

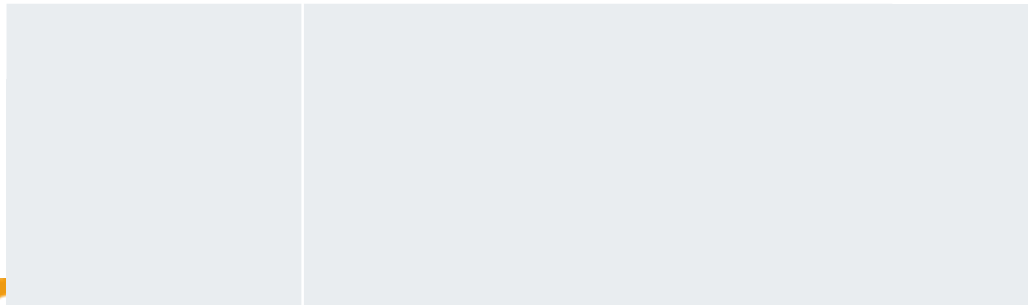

# Taichung Investment













# Historical Balance Sheet

A large rectangular area divided into two horizontal sections. The top section is a solid blue color, and the bottom section is a light blue gradient. This area is intended for the historical balance sheet data.



